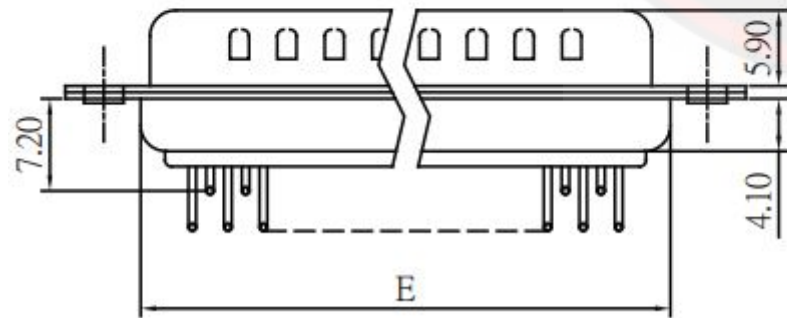
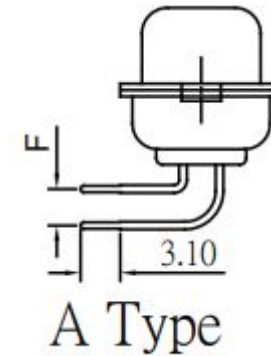
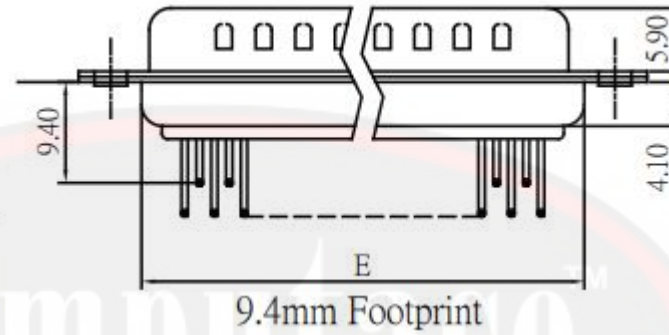
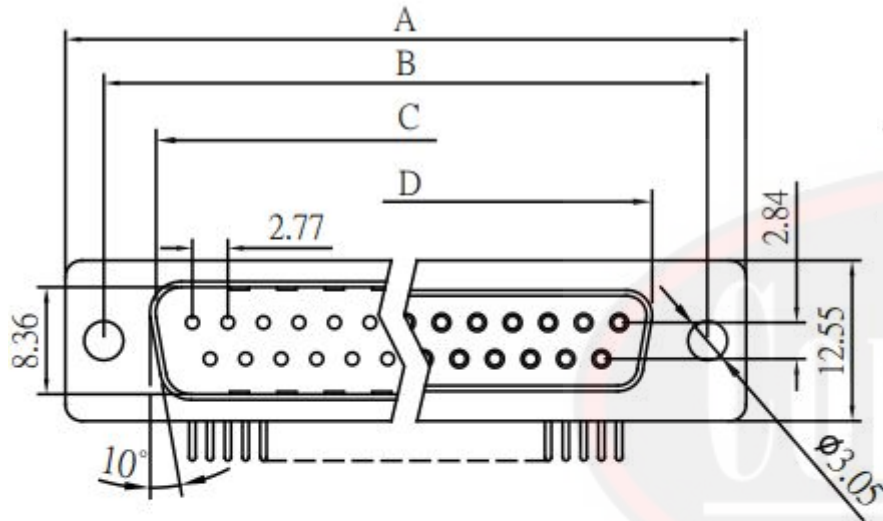

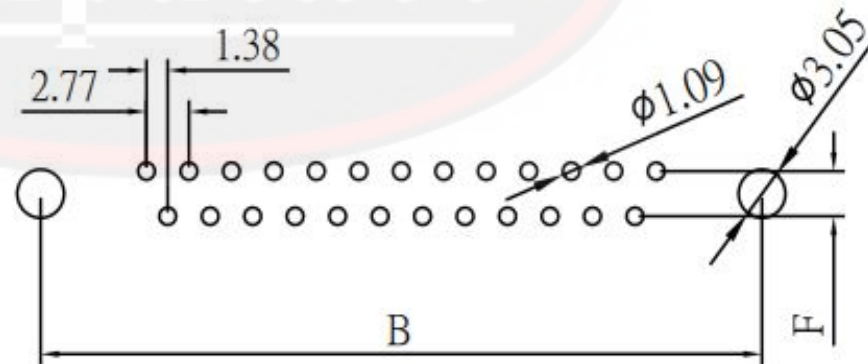


No. of Contacts	Dim. A	Dim. B	Dim. C	Dim. D	Dim. E	Dim F
9	30.81	24.99	16.33	11.08	19.20	2.54
15	39.14	33.32	24.66	19.39	27.70	2.84
25	53.04	47.04	38.38	33.24	41.10	
37	69.32	63.50	54.84	49.86	57.30	



7.2mm Footprint



Recommended PCB Layout
(PCB TOLERANCE ± 0.05)



**Computace Electronic
Company Limited**
info@computace.com
www.computace.com

GENERAL TOLERANCE
X.X ± 0.25
X.XX ± 0.15
X.XXX ± 0.05
ANGLE TOLERANCE $\pm 1^\circ$
RADIUS ± 0.25
HOLE ± 0.13

DRAWN: Luis Wong

CHECKED: Kelvin Lau

APPROVED: Jade Xu

DATE: 11/12/2018

DATE: 12/12/2018

DATE: 14/12/2018

UNIT: mm

SIZE: A4

SCALE: 4/1

PART NUMBER : 517-16-1005

PRODUCT TITLE : D-SUB Machine Pin Right Angle Type

DRAWING NUMBER