

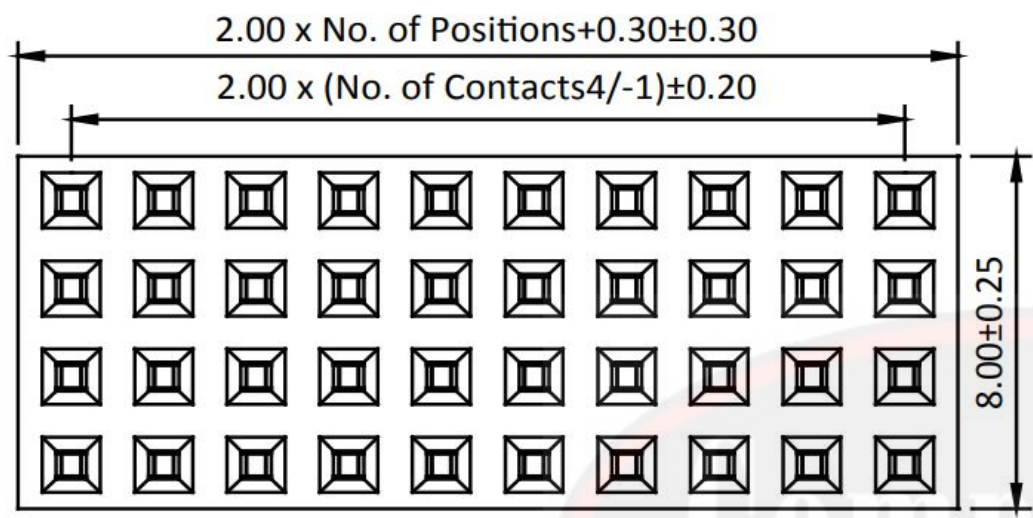

5 1 7 - 8 - X - X X - X X - X X X

RA=R/A SMT
 SI= Single Plastic
 ST=Stack Pastic
 RD=R/A DIP

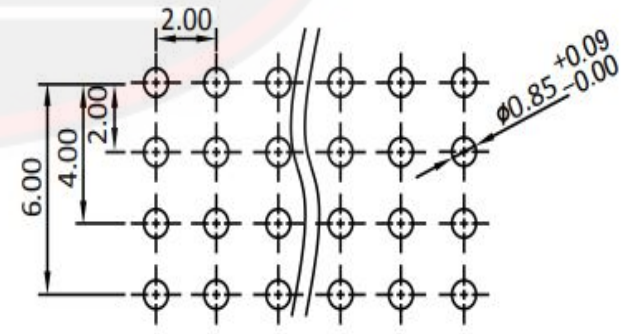
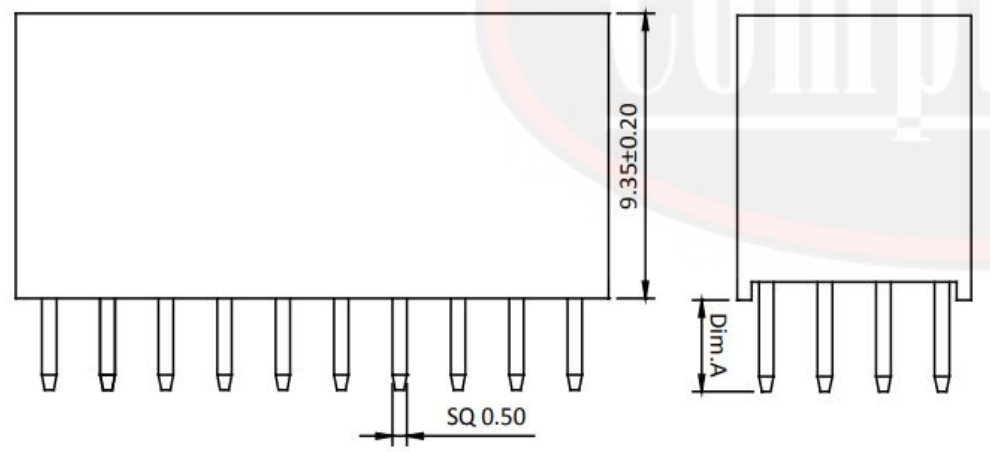
1=1 Row
 2=2 Rows

Height

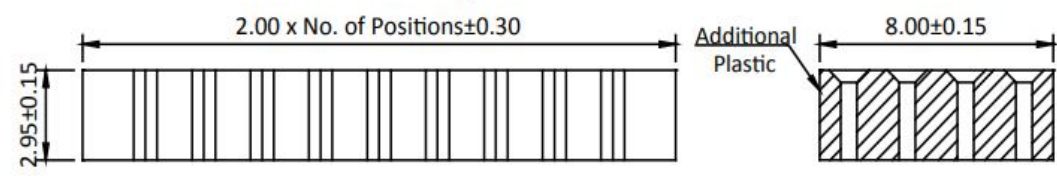
of contacts



DIM. A:
A: 3.0mm
B: 12.15mm



Recommended PCB Layout
 (PCB TOLERANCE ±0.05)



GENERAL TOLERANCE
 X.X ± 0.25
 X.XX ± 0.15
 X.XXX ± 0.05
ANGLE TOLERANCE ± 1°
 RADIUS ± 0.25
 HOLE ± 0.13

DRAWN: Luis Wong
 CHECKED: Kelvin Lau
 APPROVED: Jade Xu

DATE: 11/12/2018
 DATE: 12/12/2018
 DATE: 14/12/2018
 UNIT: mm
 SIZE: A4
 SCALE: 4/1

PART NUMBER : 517-8-22-ST-XX-4XX
 PRODUCT TITLE : 2.0mm Female Header H=9.35mm Straight Type
 DRAWING NUMBER