

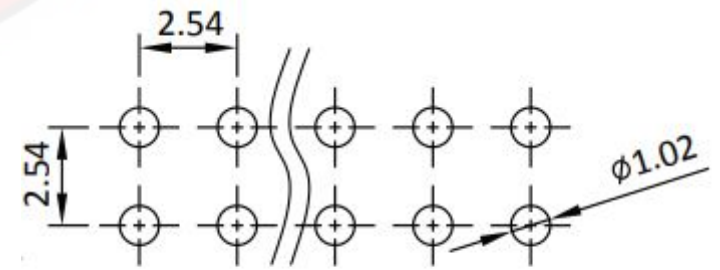
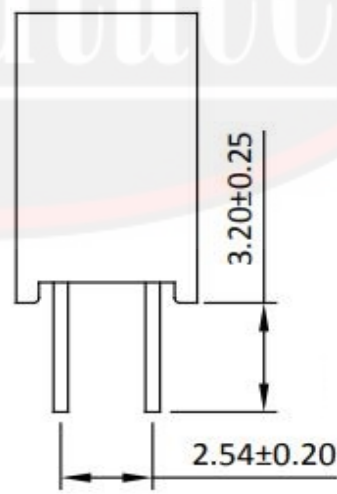
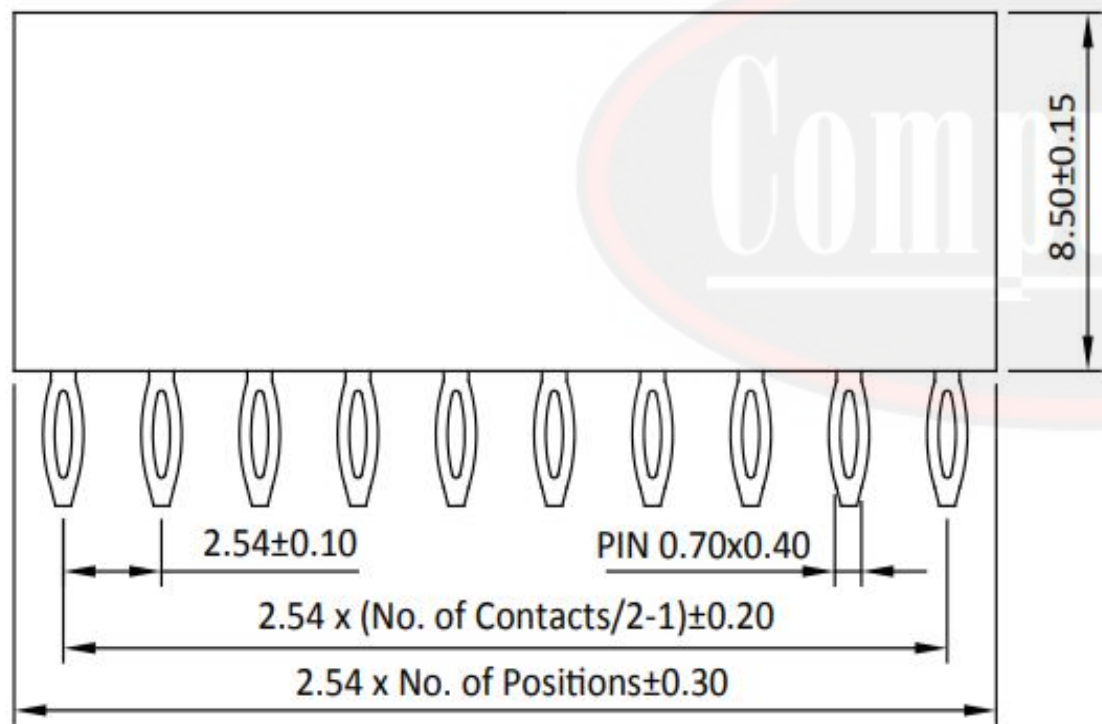
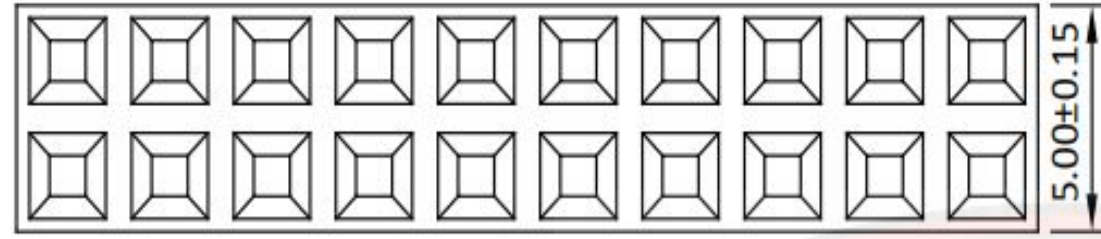

5 1 7 - 8 - X - X X - X X - X X X

RA=R/A SMT  
 SI= Single Plastic  
 ST=Stack Pastic  
 RD=R/A DIP

1=1 Row  
 2=2Rows

Height

# of contacts



Recommended PCB Layout  
 (PCB TOLERANCE ±0.05)



**Computace Electronic Company Limited**  
 info@computace.com  
 www.computace.com

GENERAL TOLERANCE  
 X.X ± 0.25  
 X.XX ± 0.15  
 X.XXX ± 0.05  
 ANGLE TOLERANCE ± 1°  
 RADIUS ± 0.25  
 HOLE ± 0.13

DRAWN: Luis Wong  
 CHECKED: Kelvin Lau  
 APPROVED: Jade Xu

DATE: 11/12/2018  
 DATE: 12/12/2018  
 DATE: 14/12/2018

UNIT: mm  
 SIZE: A4  
 SCALE: 4/1

PART NUMBER : 517-8-XX-XX-XXX  
 PRODUCT TITLE : 517-8-XX-XX-XXX  
 DRAWING NUMBER