

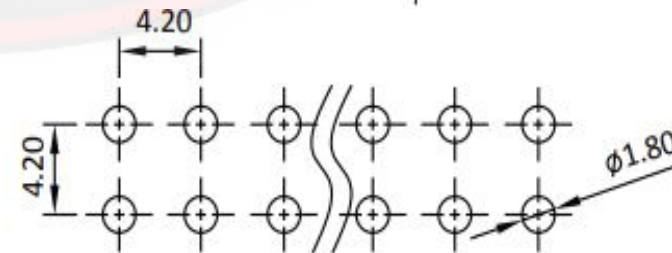
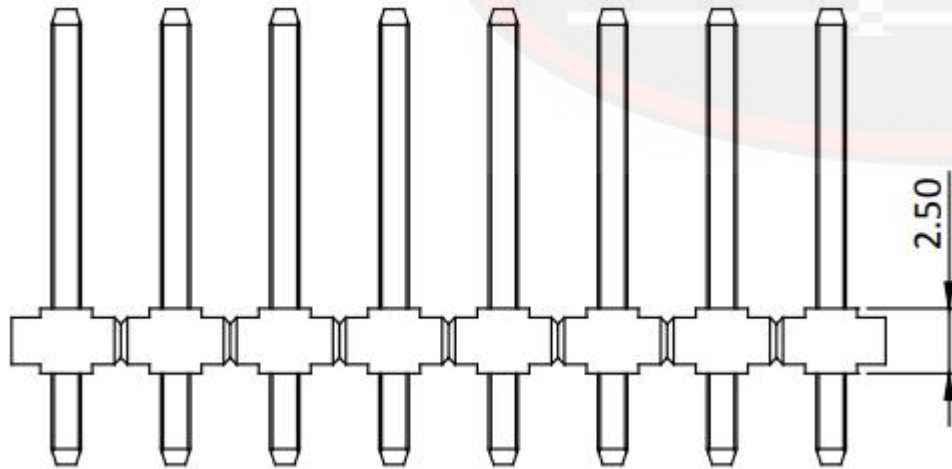
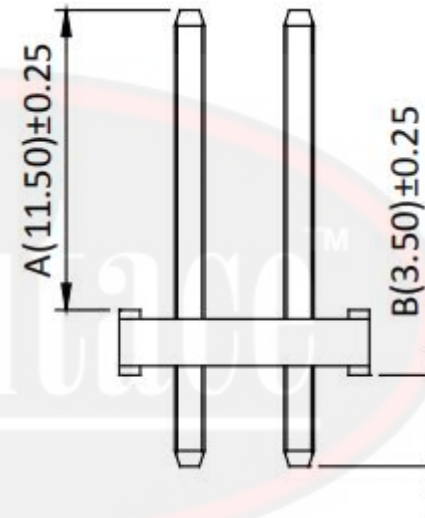
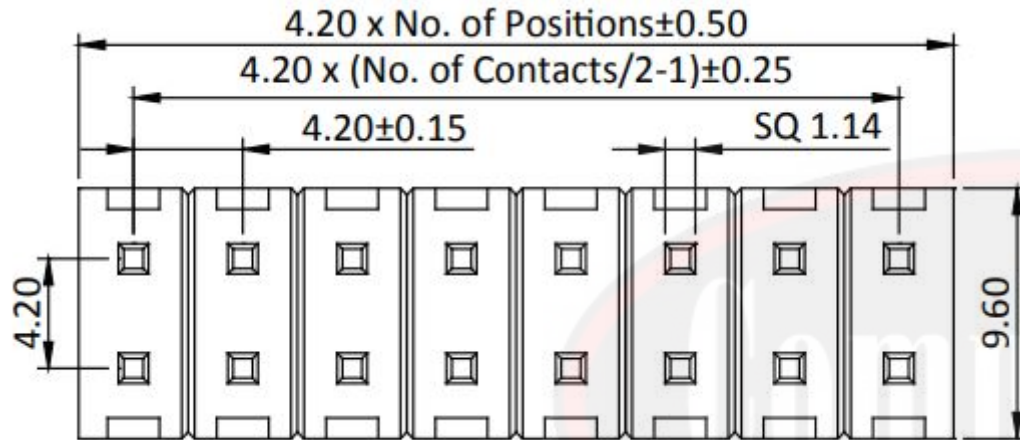

5 1 7 - 8 - X - X X - X X - X X X

RA=R/A SMT  
SI= Single Plastic  
ST=Stack Plastic  
RD=R/A DIP

1=1 Row  
2=2 Rows

Height

# of contacts



Recommended PCB Layout  
(PCB TOLERANCE ±0.05)



**Computace Electronic  
Company Limited**  
info@computace.com  
www.computace.com

**GENERAL TOLERANCE**  
X.X ± 0.25  
X.XX ± 0.15  
X.XXX ± 0.05  
**ANGLE TOLERANCE ± 1°**  
**RADIUS ± 0.25**  
**HOLE ± 0.13**

DRAWN: Luis Wong

CHECKED: Kelvin Lau

APPROVED: Jade Xu

DATE: 11/12/2018

DATE: 12/12/2018

DATE: 14/12/2018

UNIT: mm

SIZE: A4

SCALE: 4/1

PART NUMBER : 517-8-28-ST-XX-2XX

PRODUCT TITLE: 4.2mm Female Header H=2.5mm Straight Type

DRAWING NUMBER