

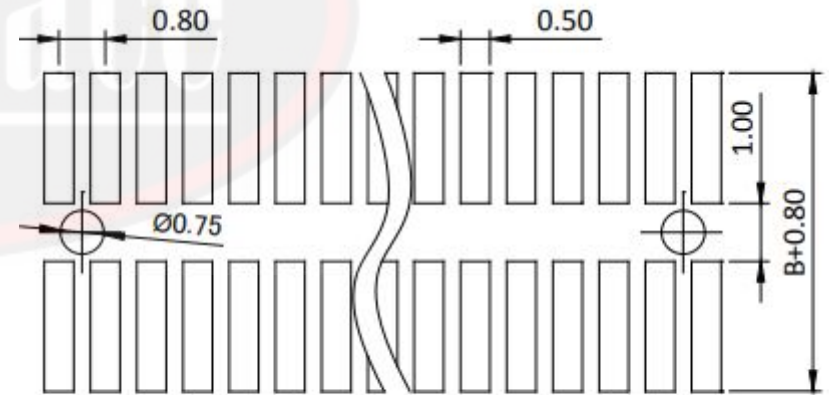
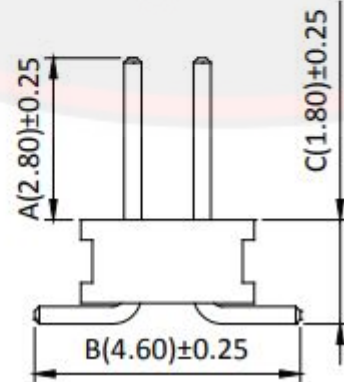
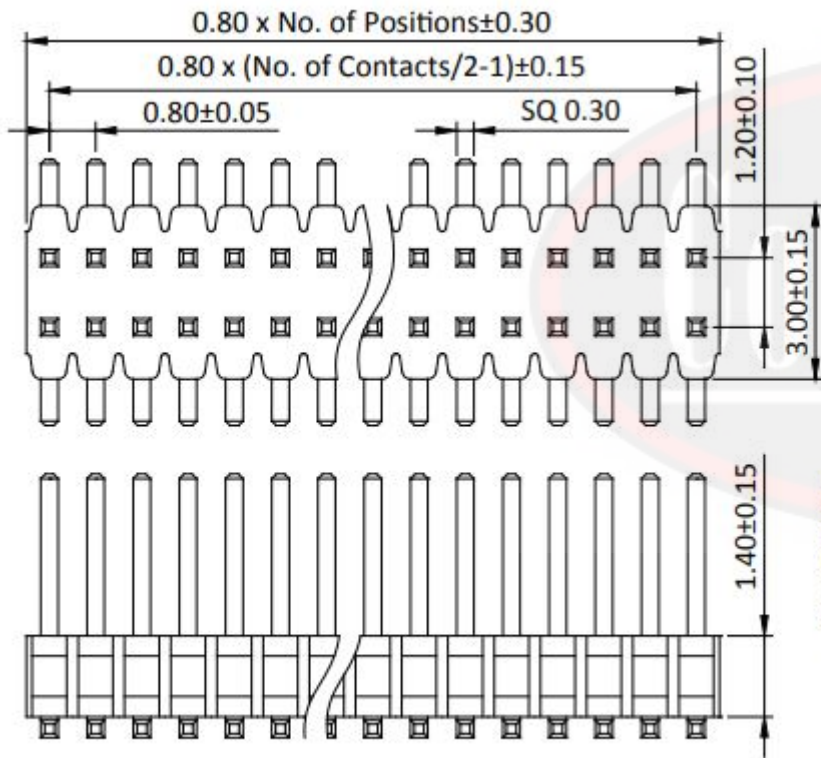

5 1 7 - 8 - X - X X - X X - X X X

RA=R/A SMT
 SI= Single Plastic
 ST=Stack Plastic
 RD=R/A DIP

1= 1 Row
 2= 2 Rows

Height

of contacts



Recommended PCB Layout
 (PCB TOLERANCE ± 0.05)



**Computace Electronic
 Company Limited**
 info@computace.com
 www.computace.com

GENERAL TOLERANCE
 X.X ± 0.25
 X.XX ± 0.15
 X.XXX ± 0.05
ANGLE TOLERANCE ± 1°
RADIUS ± 0.25
HOLE ± 0.13

DRAWN: Luis Wong

CHECKED: Kelvin Lau

APPROVED: Jade Xu

DATE: 11/12/2018

DATE: 12/12/2018

DATE: 14/12/2018

UNIT: mm

SIZE: A4

SCALE: 4/1

PART NUMBER : 517-8-30-RA-XX-2XX

PRODUCT TITLE: 0.8mm Pin Header H=1.4mm SMT Type

DRAWING NUMBER