

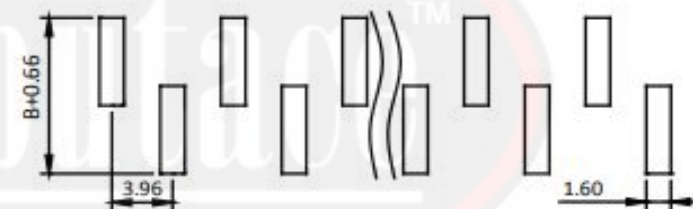
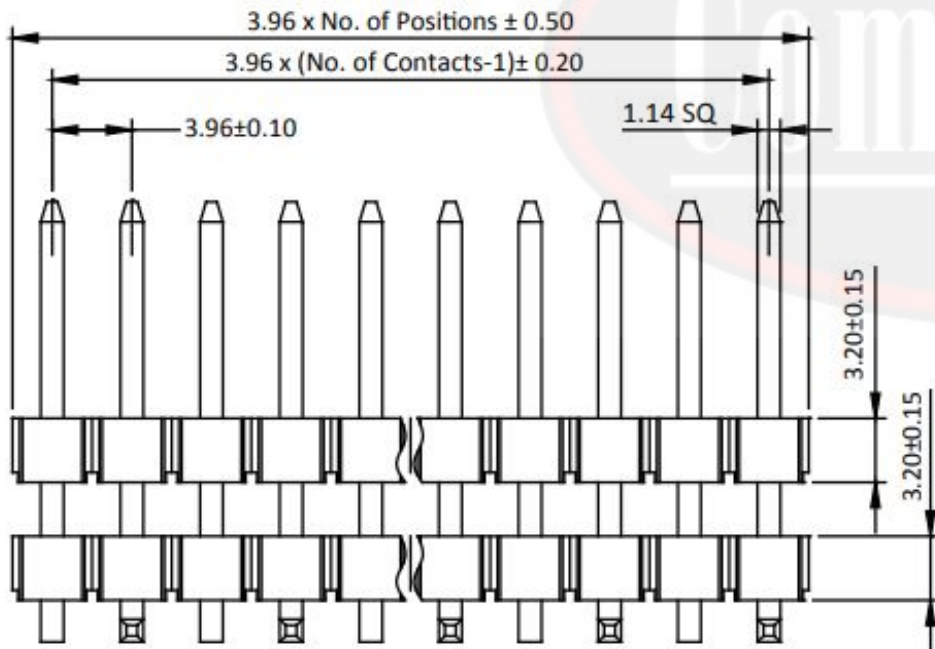
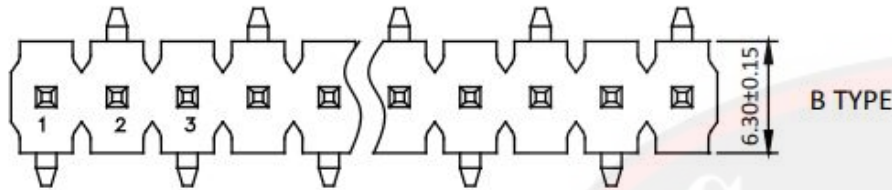
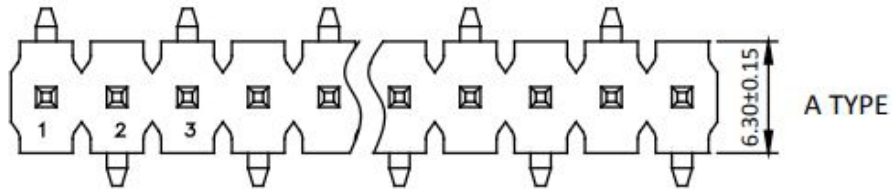

5 1 7 - 8 - X - X X - X X - X X X

RA=R/A SMT
SI= Single Plastic
ST=Stack Pastic
RD=R/A DIP

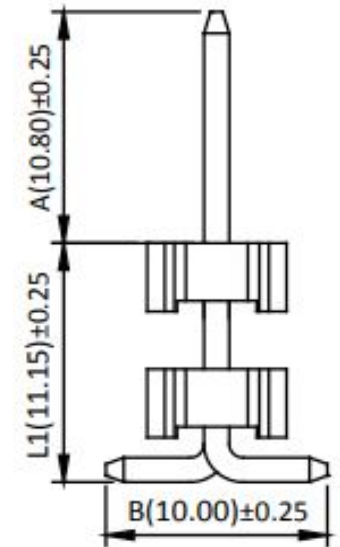
1=1 Row
2=2Rows

Height

of contacts



Recommended P.C.B Layout(Top Side)
(PCB BOARD TOLERANCE±0.05)



**Computace Electronic
Company Limited**
info@computace.com
www.computace.com

GENERAL TOLERANCE
X.X ± 0.25
X.XX ± 0.15
X.XXX ± 0.05
ANGLE TOLERANCE ± 1°
RADIUS ± 0.25
HOLE ± 0.13

DRAWN: Luis Wong
CHECKED: Kelvin Lau
APPROVED: Jade Xu

DATE: 11/12/2018
DATE: 12/12/2018
DATE: 14/12/2018

UNIT: mm
SIZE: A4
SCALE: 4/1

PART NUMBER : 517-8-36-RA-XX-1XX
PRODUCT TITLE: 3.96mm Pin Header H=3.18mm Stack SMT Type
DRAWING NUMBER