

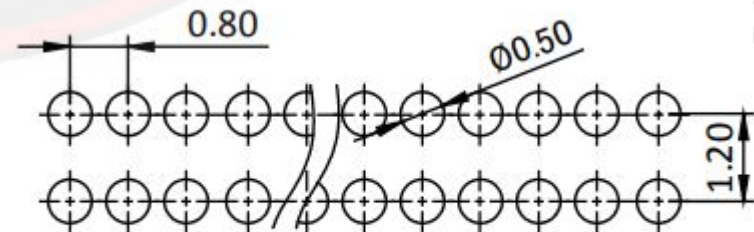
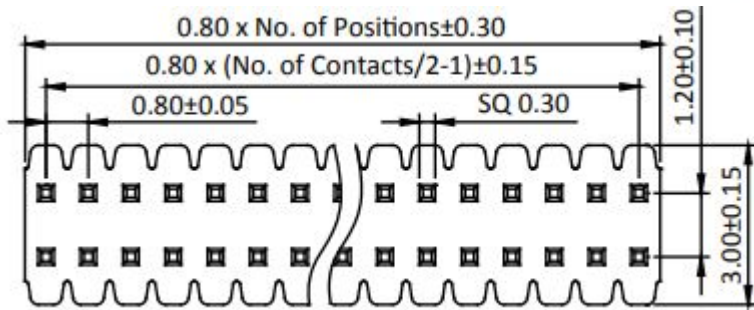
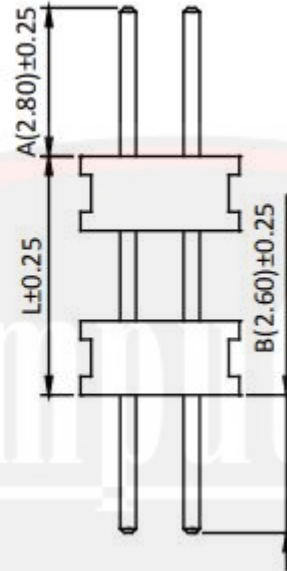
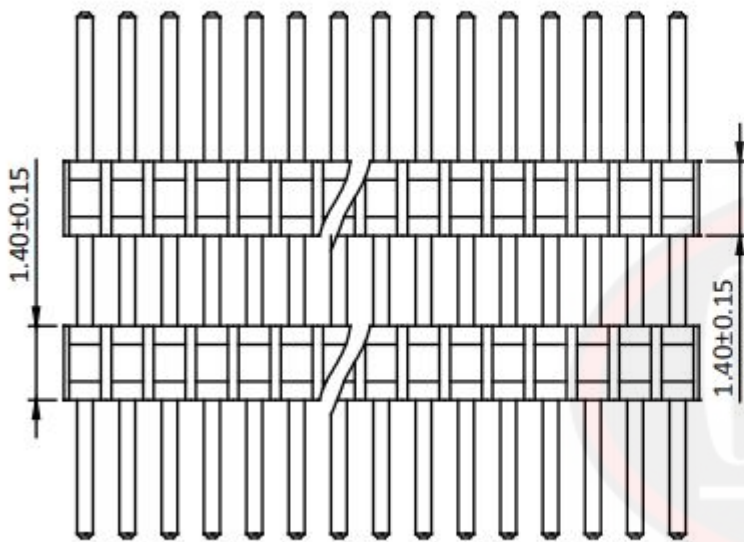

5 1 7 - 8 - X - XX - XX - XXX

RA=R/A SMT
SI=Single Plastic
ST=Stack Plastic
RD=R/A DIP

1=1 Row
2=2 Rows

Height

of contacts



Recommended PCB Layout
(PCB TOLERANCE ±0.05)



Computace Electronic
Company Limited
info@computace.com
www.computace.com

GENERAL TOLERANCE
X.X ±0.25
X.XX ±0.15
X.XXX ±0.05
ANGLE TOLERANCE ±1°
RADIUS ±0.25
HOLE ±0.13

DRAWN: Luis Wong

CHECKED: Kelvin Lau

APPROVED: Jade Xu

DATE: 11/12/2018

DATE: 12/12/2018

DATE: 14/12/2018

UNIT: mm

SIZE: A4

SCALE: 4/1

PART NUMBER : 517-8-C-ST-XX-2XX

PRODUCT TITLE: 连接器 (塑料) 2 行 (间距 0.80mm) 517-8-C-ST-XX-2XX

DRAWING NUMBER