

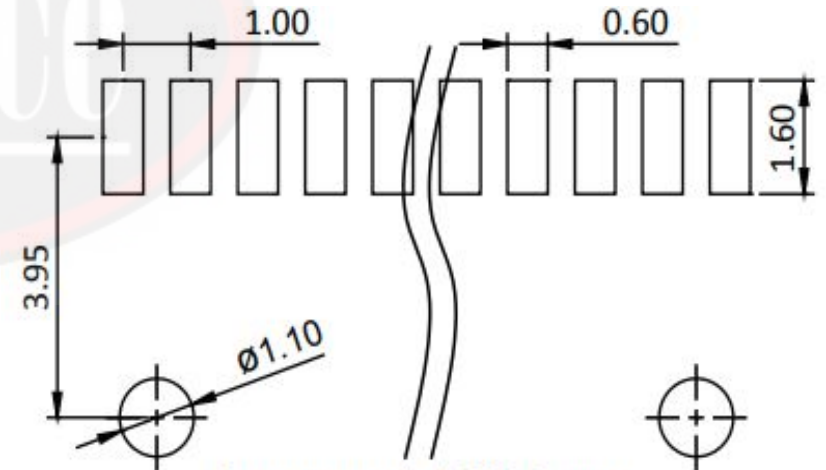
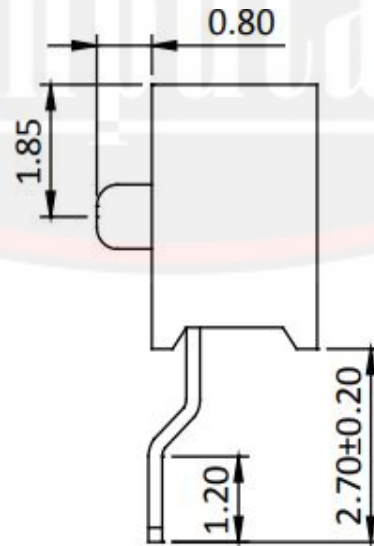
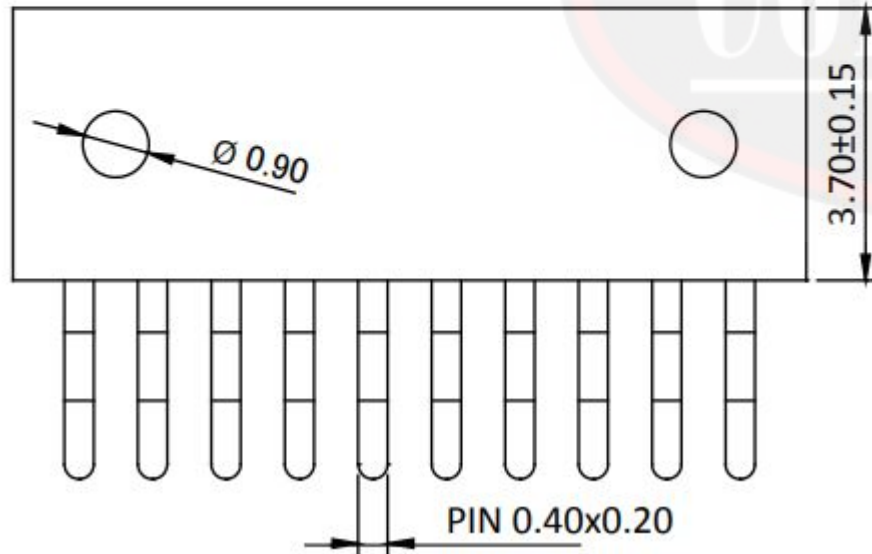
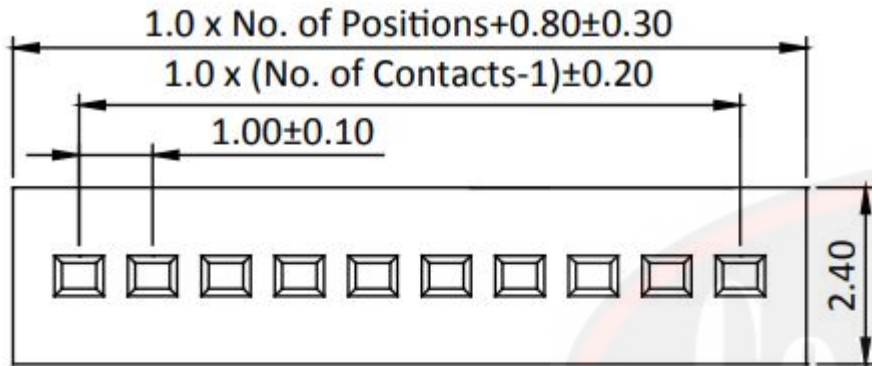

5 1 7 - 8 - X - X X - X X - X X X

RA=R/A SMT
SI= Single Plastic
ST=Stack Pastic
RD=R/A DIP

1=1 Row
2=2Rows

Height

of contacts



Recommended PCB Layout
(PCB TOLERANCE ±0.05)



**Computace Electronic
Company Limited**
info@computace.com
www.computace.com

GENERAL TOLERANCE
X.X ± 0.25
X.XX ± 0.15
X.XXX ± 0.05
ANGLE TOLERANCE ± 1°
RADIUS ± 0.25
HOLE ± 0.13

DRAWN: Luis Wong

CHECKED: Kelvin Lau

APPROVED: Jade Xu

DATE: 11/12/2018

DATE: 12/12/2018

DATE: 14/12/2018

UNIT: mm

SIZE: A4

SCALE: 4/1

PART NUMBER : 517-8-I-RA-XX-1XX

PRODUCT TITLE: 1.0mm Female Header.H=3.7mm SMT R/A Type

DRAWING NUMBER