


[www.computace.com](http://www.computace.com)

**COMPUTACE ELECTRONIC COMPANY LIMITED**

10th Floor, United Daily News Centre, 21 Yuk Yat Street,  
To Kwa Wan, Kowloon, Hong Kong SAR.

No.6 Guangkou St., Hengli Town,  
Dongguan City, Guangdong, China  
[info@computace.com](mailto:info@computace.com)

Distributor  
Sugo Industrial Company Limited  
[sales@sugo.com.hk](mailto:sales@sugo.com.hk)  
Tel: +85227901280



**Waterproof Fan**

Computace Electronic Co., Ltd.  
[www.computace.com](http://www.computace.com)





www.computace.com

## » Company Profile

Computace Electronic Company Limited was established as a professional manufacturer of high-quality electrical and electronic connectors and cable termination products in the world-wide market in 2016.

Computace has strong research and development capabilities, extensive production and manufacturing experience, and strict production testing processes. Through cooperation, we provide customers with high-quality products and services.

The company's main products include various circuit board I/O connectors and cable connectors, such as Pin Headers, Box Headers, various USB connectors, and audio/video connectors.

These products are widely used in the fields of automotive peripherals, solar photovoltaic energy systems, communication equipment, household appliances, lighting, machinery, and




# Waterproof Fan

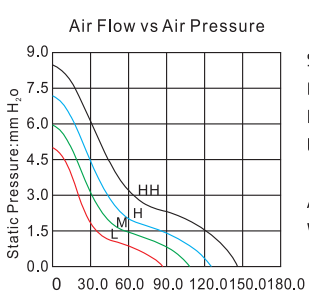
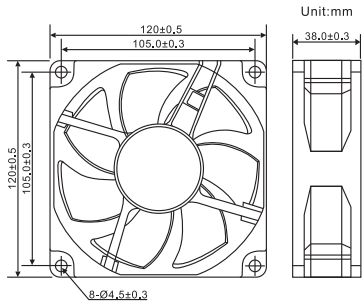




Waterproof Cooling Fan Series



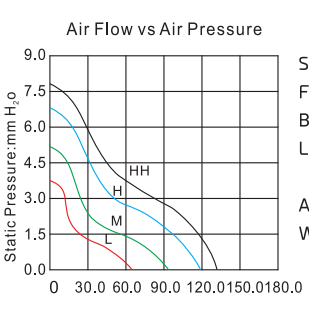
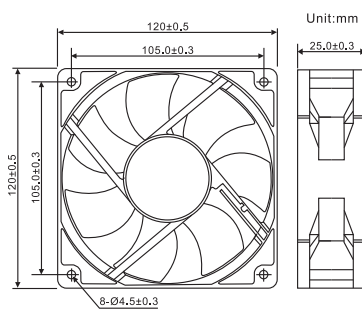
120x120x38mm



Size:120x120x38mm(4.72x4.72x1.50in)  
Frame/Impeller:Reinforced Plastic UL94V-0  
Bearings:Ball Bearing&Sleeve Bearing  
Life Expectancy:50,000 Hours at 20°C-Ball  
30,000 Hours at 20°C-Sleeve  
Approvals: CE  
Weight:250g

| Model         | Bearing System |   |   | Reted Voltage | Current | Input Power | Nominal Speed | Air Flow | Air Pressure | Noise |
|---------------|----------------|---|---|---------------|---------|-------------|---------------|----------|--------------|-------|
|               | S              | B | D |               |         |             |               |          |              |       |
| CWF12038X12L  | ✓              | ✓ | ✓ | 12            | 0.25    | 3.00        | 2000          | 85.56    | 4.83         | 37    |
| CWF12038X12M  | ✓              | ✓ | ✓ | 12            | 0.35    | 4.20        | 2500          | 102.14   | 5.95         | 42    |
| CWF12038X12H  | ✓              | ✓ | ✓ | 12            | 0.55    | 6.60        | 3000          | 125.06   | 7.15         | 47    |
| CWF12038X12HH | ✓              | ✓ | ✓ | 12            | 0.70    | 8.40        | 3500          | 148.66   | 8.21         | 52    |
| CWF12038X24L  | ✓              | ✓ | ✓ | 24            | 0.20    | 4.80        | 2000          | 85.56    | 4.83         | 37    |
| CWF12038X24M  | ✓              | ✓ | ✓ | 24            | 0.30    | 7.20        | 2500          | 102.14   | 5.95         | 42    |
| CWF12038X24H  | ✓              | ✓ | ✓ | 24            | 0.40    | 9.60        | 3000          | 125.06   | 7.15         | 47    |
| CWF12038X24HH | ✓              | ✓ | ✓ | 24            | 0.50    | 12.00       | 3500          | 148.66   | 8.21         | 52    |

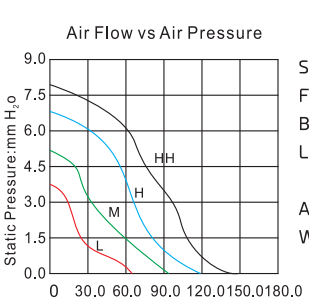
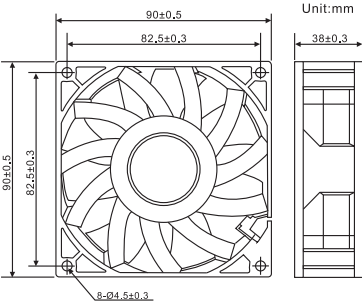
120x120x25mm



Size:120x120x25mm(4.72x4.72x0.98in)  
Frame/Impeller:Reinforced Plastic UL94V-0  
Bearings:Ball Bearing&Sleeve Bearing  
Life Expectancy:50,000 Hours at 20°C-Ball  
30,000 Hours at 20°C-Sleeve  
Approvals: CE  
Weight:145g

| Model         | Bearing System |   |   | Reted Voltage | Current | Input Power | Nominal Speed | Air Flow | Air Pressure | Noise |
|---------------|----------------|---|---|---------------|---------|-------------|---------------|----------|--------------|-------|
|               | S              | B | D |               |         |             |               |          |              |       |
| CWF12025X12L  | ✓              | ✓ | ✓ | 12            | 0.15    | 1.80        | 1800          | 68.45    | 2.68         | 32    |
| CWF12025X12M  | ✓              | ✓ | ✓ | 12            | 0.25    | 3.00        | 2500          | 92.52    | 3.65         | 36    |
| CWF12025X12H  | ✓              | ✓ | ✓ | 12            | 0.35    | 4.20        | 3000          | 114.00   | 4.45         | 41    |
| CWF12025X12HH | ✓              | ✓ | ✓ | 12            | 0.45    | 4.20        | 3500          | 133.05   | 5.21         | 45    |
| CWF12025X24L  | ✓              | ✓ | ✓ | 24            | 0.20    | 4.80        | 1800          | 68.45    | 2.68         | 32    |
| CWF12025X24M  | ✓              | ✓ | ✓ | 24            | 0.30    | 7.20        | 2500          | 92.52    | 3.65         | 36    |
| CWF12025X24H  | ✓              | ✓ | ✓ | 24            | 0.40    | 9.60        | 3000          | 114.00   | 4.45         | 41    |
| CWF12025X24HH | ✓              | ✓ | ✓ | 24            | 0.50    | 12.00       | 3500          | 133.05   | 5.21         | 45    |

90x90x38mm



Size:90x90x38mm(3.54x3.54x1.50in)  
Frame/Impeller:Reinforced Plastic UL94V-0  
Bearings:Ball Bearing&Sleeve Bearing  
Life Expectancy:50,000 Hours at 20°C-Ball  
30,000 Hours at 20°C-Sleeve  
Approvals:CE  
Weight:175g

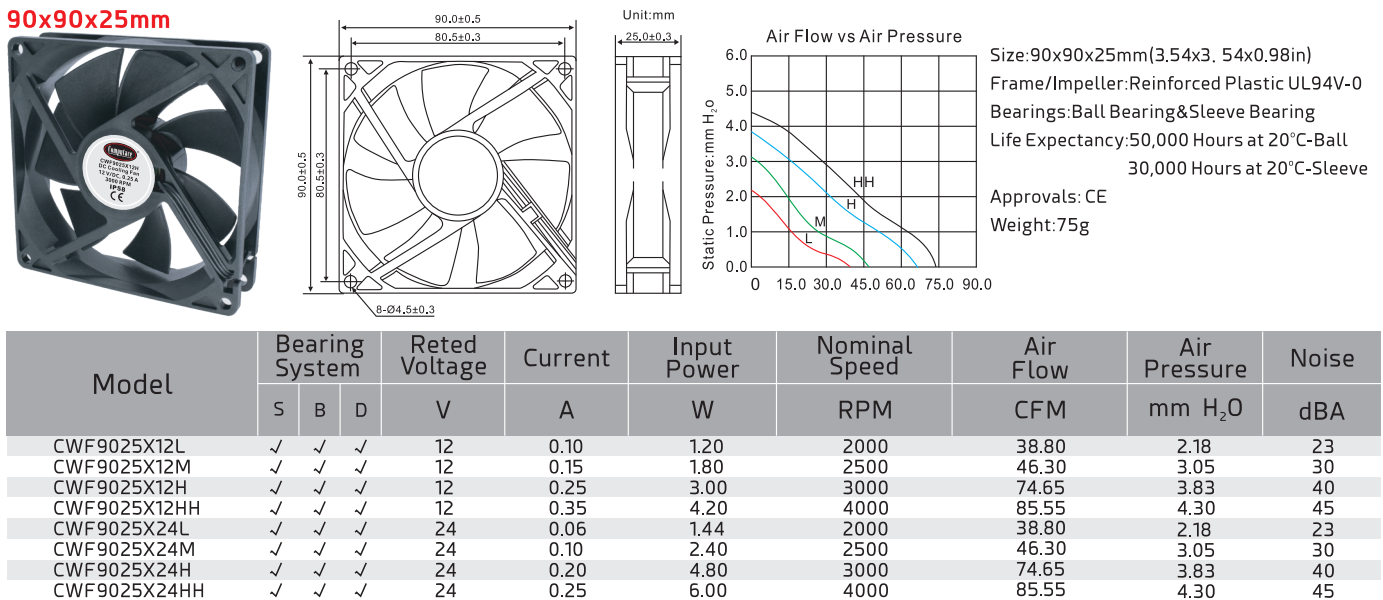
| Model        | Bearing System |   |   | Reted Voltage | Current | Input Power | Nominal Speed | Air Flow | Air Pressure | Noise |
|--------------|----------------|---|---|---------------|---------|-------------|---------------|----------|--------------|-------|
|              | S              | B | D |               |         |             |               |          |              |       |
| CWF9038X12L  | ✓              | ✓ | ✓ | 12            | 0.5     | 6           | 3500          | 70.86    | 8.25         | 48    |
| CWF9038X12M  | ✓              | ✓ | ✓ | 12            | 0.9     | 10.8        | 4500          | 94.09    | 14.26        | 55    |
| CWF9038X12H  | ✓              | ✓ | ✓ | 12            | 1.2     | 14.4        | 5500          | 112.02   | 20.24        | 61    |
| CWF9038X12HH | ✓              | ✓ | ✓ | 12            | 1.6     | 19.2        | 6500          | 133.04   | 24.87        | 65    |
| CWF9038X24L  | ✓              | ✓ | ✓ | 24            | 0.25    | 6           | 3500          | 70.86    | 8.25         | 48    |
| CWF9038X24M  | ✓              | ✓ | ✓ | 24            | 0.45    | 10.8        | 4500          | 94.09    | 14.26        | 55    |
| CWF9038X24H  | ✓              | ✓ | ✓ | 24            | 0.6     | 14.4        | 5500          | 112.02   | 20.24        | 61    |
| CWF9038X24HH | ✓              | ✓ | ✓ | 24            | 0.8     | 19.2        | 6500          | 133.04   | 24.87        | 65    |



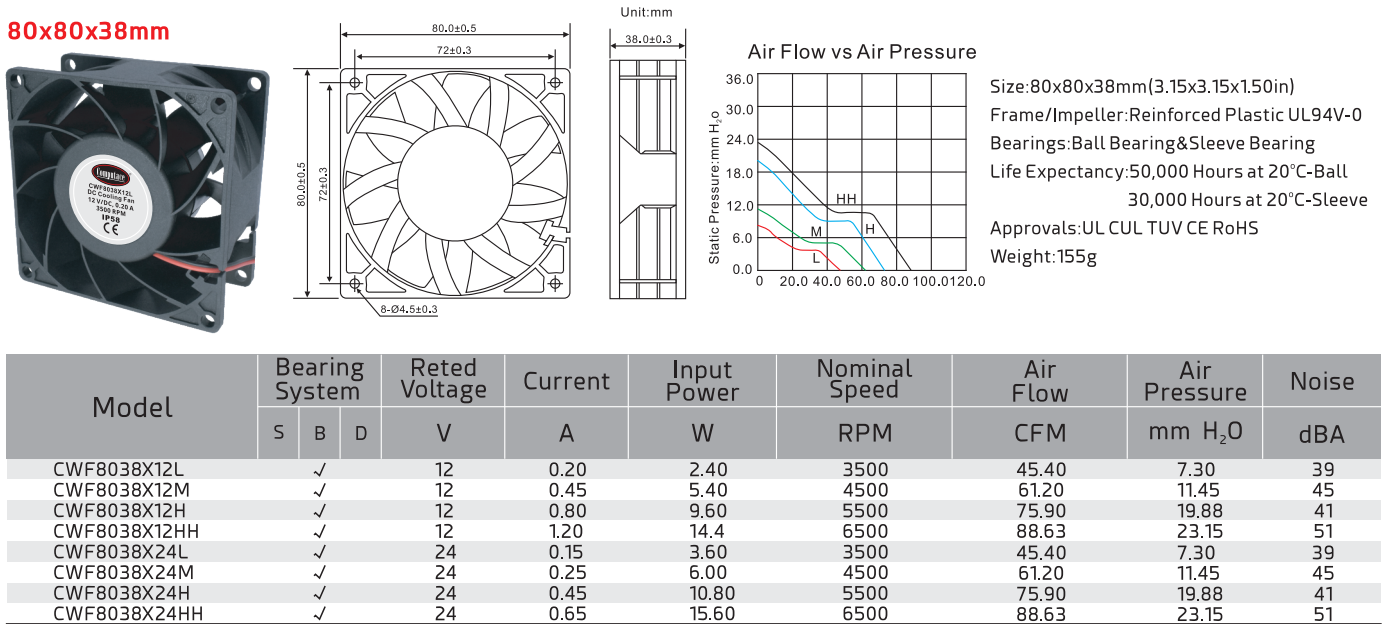


Waterproof Fan

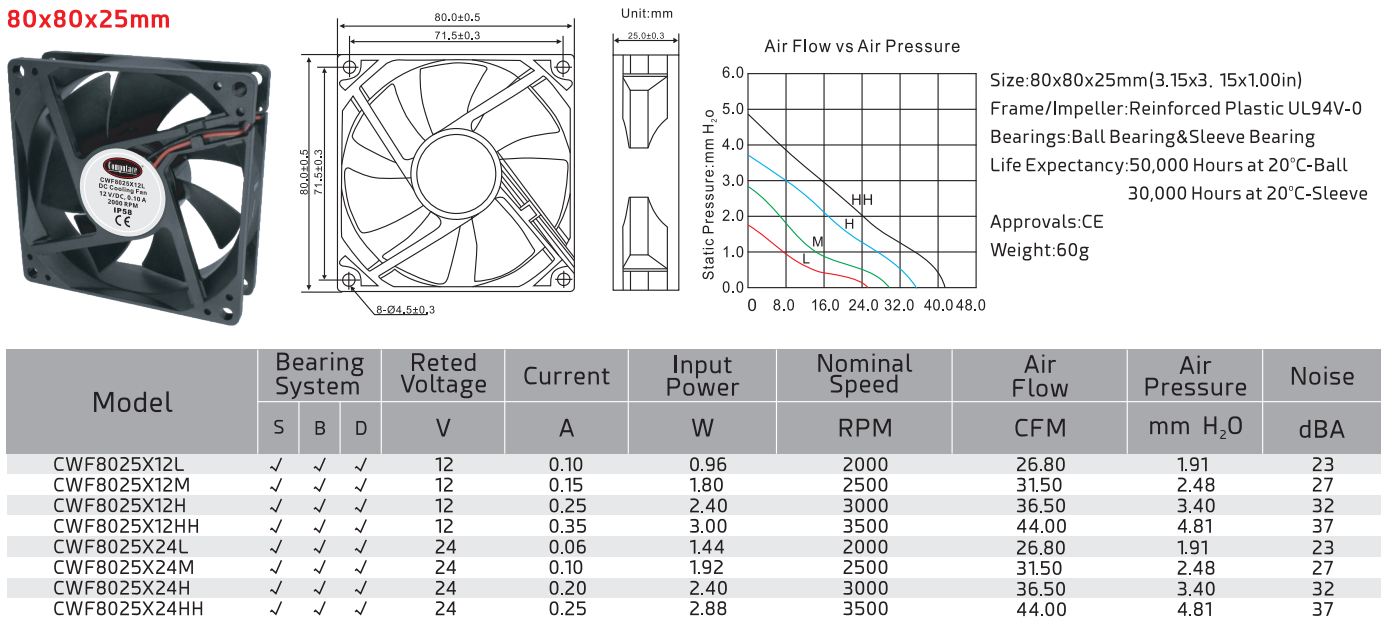
90x90x25mm



80x80x38mm

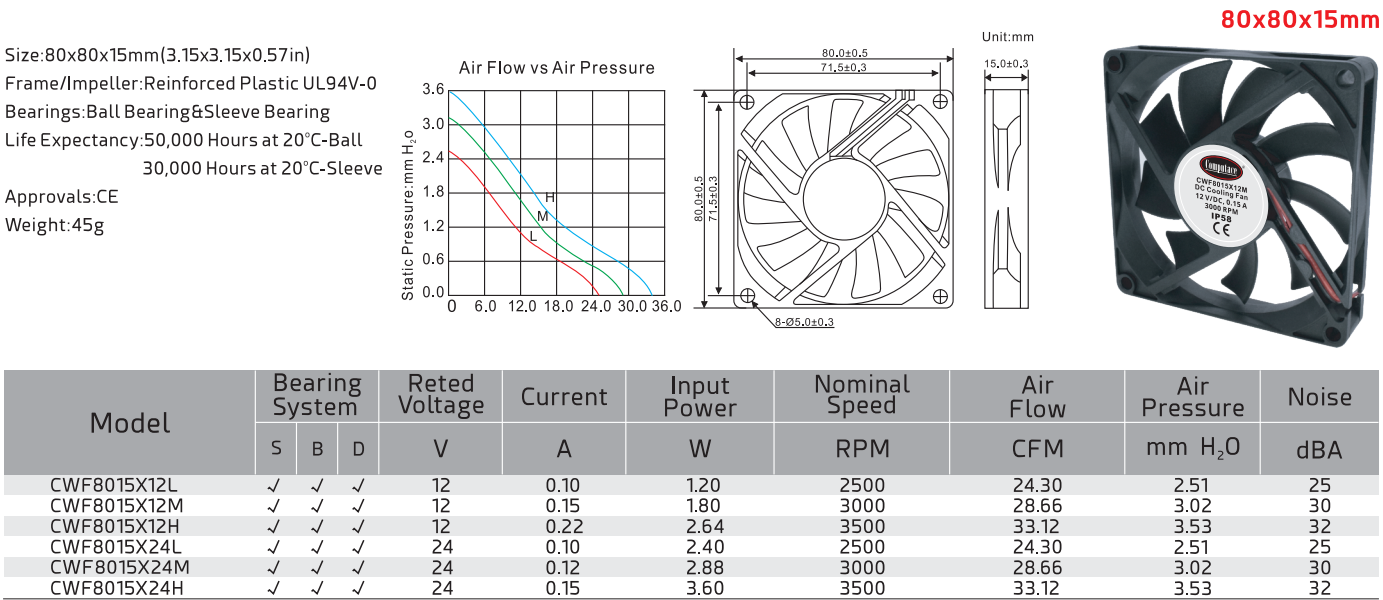


80x80x25mm

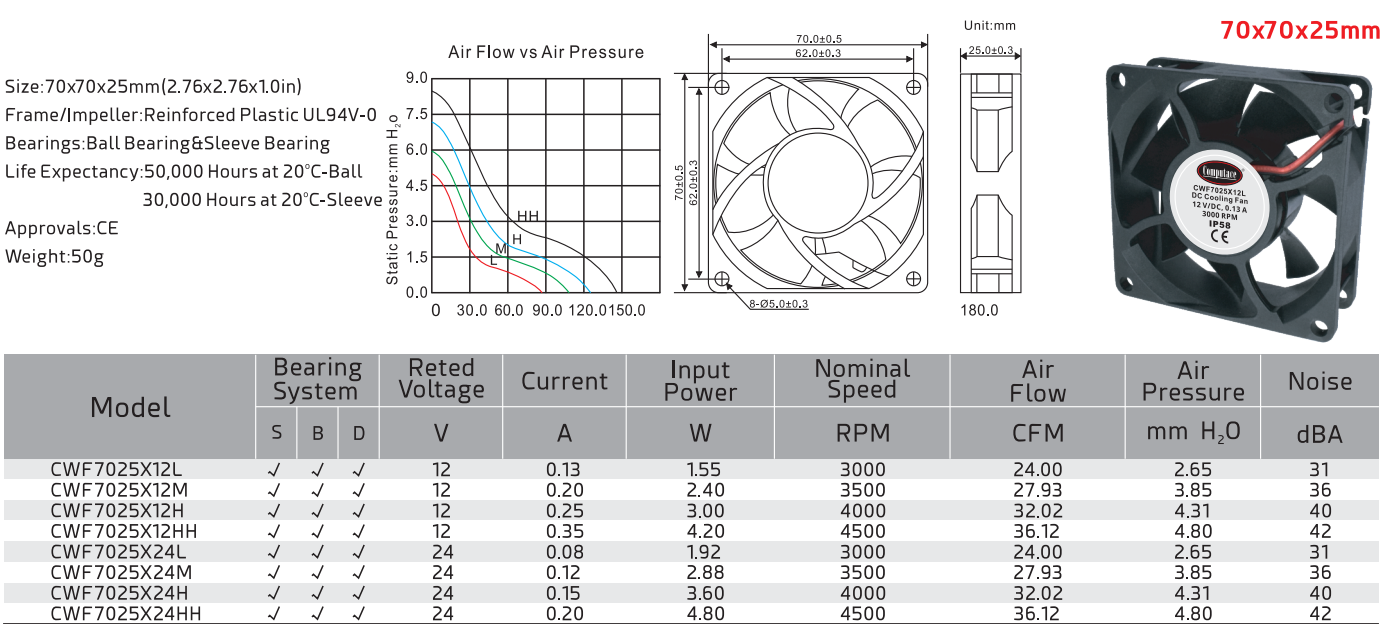


Waterproof Fan

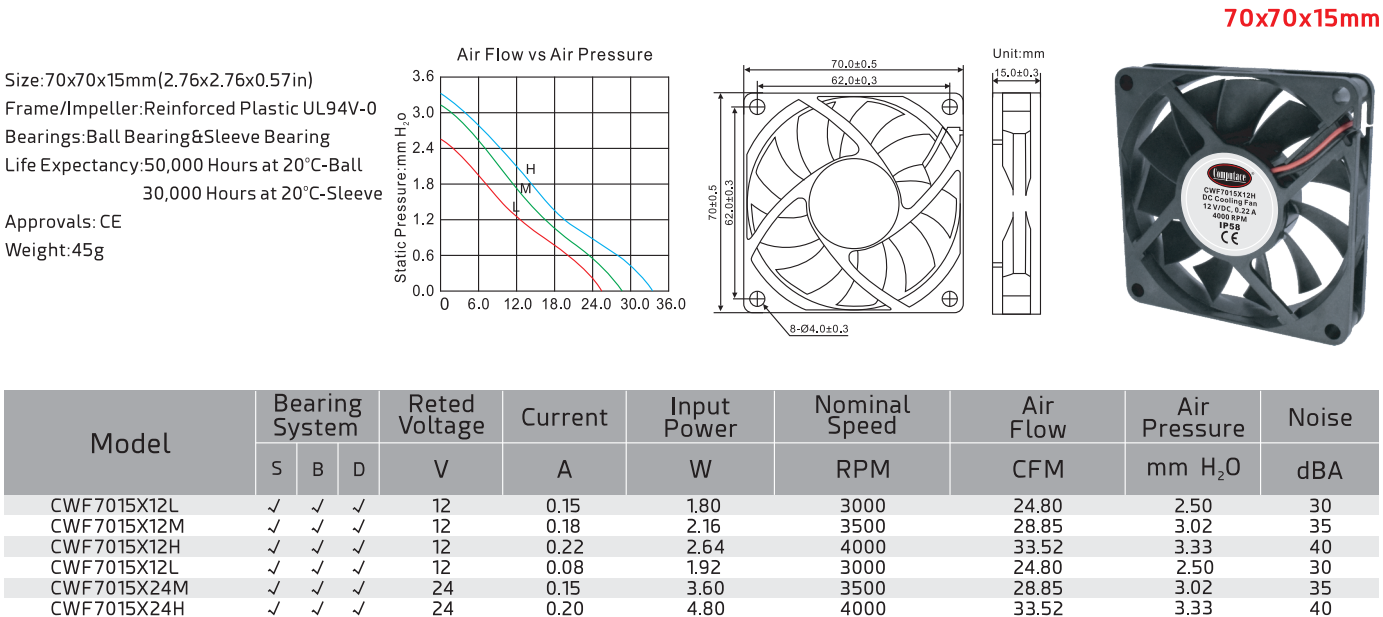
Size:80x80x15mm



Size:70x70x25mm



Size:70x70x15mm

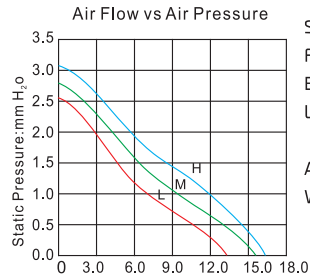
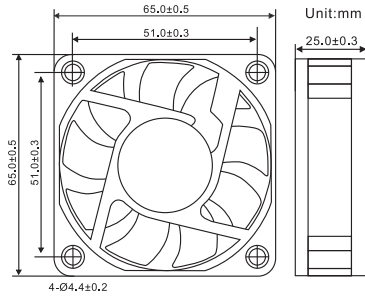






## Waterproof Fan

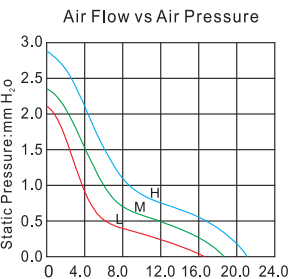
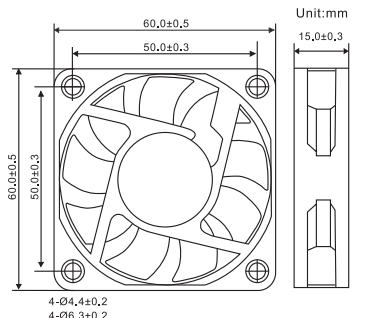
### 60x60x25mm



Size:60x60x25mm(2.36x2.36x1.0in)  
Frame/Impeller:Reinforced Plastic UL94V-0  
Bearings:Ball Bearing&Sleeve Bearing  
Life Expectancy:50,000 Hours at 20°C-Ball  
30,000 Hours at 20°C-Sleeve  
Approvals:CE  
Weight:55g

| Model       | Bearing System |   |   | Reted Voltage | Current | Input Power | Nominal Speed | Air Flow | Air Pressure | Noise |
|-------------|----------------|---|---|---------------|---------|-------------|---------------|----------|--------------|-------|
|             | S              | B | D |               |         |             |               |          |              |       |
| CWF6025X12L | ✓              | ✓ | ✓ | 12            | 0.08    | 0.96        | 3500          | 13.15    | 3.51         | 27    |
| CWF6025X12M | ✓              | ✓ | ✓ | 12            | 0.15    | 1.80        | 4500          | 15.02    | 5.92         | 33    |
| CWF6025X12H | ✓              | ✓ | ✓ | 12            | 0.25    | 3.00        | 5500          | 16.71    | 8.80         | 38    |
| CWF6025X24L | ✓              | ✓ | ✓ | 24            | 0.08    | 1.92        | 3500          | 13.15    | 3.51         | 33    |
| CWF6025X24M | ✓              | ✓ | ✓ | 24            | 0.12    | 2.88        | 4500          | 15.02    | 5.92         | 38    |
| CWF6025X24H | ✓              | ✓ | ✓ | 24            | 0.15    | 3.60        | 5500          | 16.71    | 8.80         | 41    |

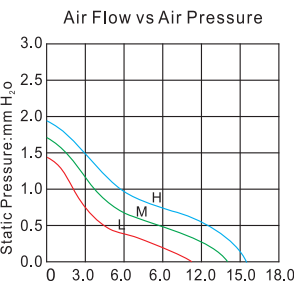
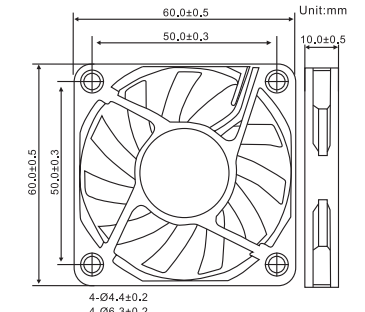
### 60x60x15mm



Size:60x60x15mm(2.36x2.36x0.59in)  
Frame/Impeller:Reinforced Plastic UL94V-0  
Bearings:Ball Bearing&Sleeve Bearing  
Life Expectancy:50,000 Hours at 20°C-Ball  
30,000 Hours at 20°C-Sleeve  
Approvals:CE  
Weight:30g

| Model       | Bearing System |   |   | Reted Voltage | Current | Input Power | Nominal Speed | Air Flow | Air Pressure | Noise |
|-------------|----------------|---|---|---------------|---------|-------------|---------------|----------|--------------|-------|
|             | S              | B | D |               |         |             |               |          |              |       |
| CWF6015X05L | ✓              | ✓ | ✓ | 5             | 0.20    | 1.00        | 3500          | 16.25    | 2.15         | 27    |
| CWF6015X05M | ✓              | ✓ | ✓ | 5             | 0.25    | 1.25        | 4000          | 18.10    | 2.31         | 32    |
| CWF6015X05H | ✓              | ✓ | ✓ | 5             | 0.30    | 1.50        | 4500          | 20.52    | 2.31         | 35    |
| CWF6015X12L | ✓              | ✓ | ✓ | 12            | 0.12    | 1.44        | 3500          | 16.25    | 2.75         | 27    |
| CWF6015X12M | ✓              | ✓ | ✓ | 12            | 0.15    | 1.80        | 4000          | 18.10    | 2.31         | 32    |
| CWF6015X12H | ✓              | ✓ | ✓ | 12            | 0.20    | 2.40        | 4500          | 20.52    | 2.75         | 35    |
| CWF6015X24L | ✓              | ✓ | ✓ | 24            | 0.08    | 1.92        | 3500          | 16.25    | 2.15         | 27    |
| CWF6015X24M | ✓              | ✓ | ✓ | 24            | 0.10    | 2.40        | 4000          | 18.10    | 2.31         | 32    |
| CWF6015X24H | ✓              | ✓ | ✓ | 24            | 0.15    | 3.60        | 4500          | 20.52    | 2.75         | 35    |

### 60x60x10mm



Size:60x60x10mm(2.36x2.36x0.39in)  
Frame/Impeller:Reinforced Plastic UL94V-0  
Bearings:Ball Bearing&Sleeve Bearing  
Life Expectancy:50,000 Hours at 20°C-Ball  
30,000 Hours at 20°C-Sleeve  
Approvals:CE  
Weight:25g

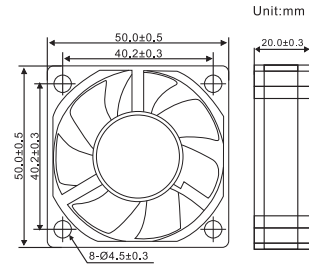
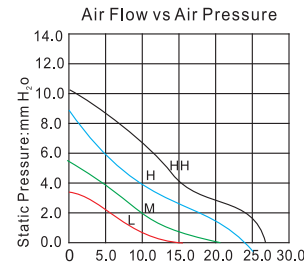
| Model       | Bearing System |   |   | Reted Voltage | Current | Input Power | Nominal Speed | Air Flow | Air Pressure | Noise |
|-------------|----------------|---|---|---------------|---------|-------------|---------------|----------|--------------|-------|
|             | S              | B | D |               |         |             |               |          |              |       |
| CWF6010X05L | ✓              | ✓ | ✓ | 5             | 0.15    | 0.75        | 3000          | 11.25    | 1.46         | 26    |
| CWF6010X05M | ✓              | ✓ | ✓ | 5             | 0.20    | 1.00        | 3500          | 13.15    | 1.72         | 27    |
| CWF6010X05H | ✓              | ✓ | ✓ | 5             | 0.25    | 1.25        | 4000          | 15.02    | 1.92         | 28    |
| CWF6010X12L | ✓              | ✓ | ✓ | 12            | 0.08    | 0.96        | 3500          | 13.15    | 1.72         | 27    |
| CWF6010X12M | ✓              | ✓ | ✓ | 12            | 0.12    | 1.44        | 4500          | 16.85    | 2.15         | 33    |
| CWF6010X12H | ✓              | ✓ | ✓ | 12            | 0.18    | 2.16        | 5500          | 20.25    | 2.55         | 38    |
| CWF6010X24L | ✓              | ✓ | ✓ | 24            | 0.08    | 1.92        | 3000          | 11.25    | 1.46         | 26    |
| CWF6010X24M | ✓              | ✓ | ✓ | 24            | 0.10    | 2.40        | 3500          | 13.15    | 1.72         | 27    |
| CWF6010X24H | ✓              | ✓ | ✓ | 24            | 0.12    | 2.88        | 4000          | 15.02    | 1.92         | 28    |



## Waterproof Fan

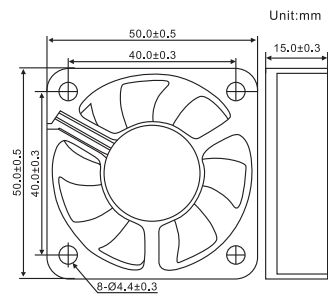
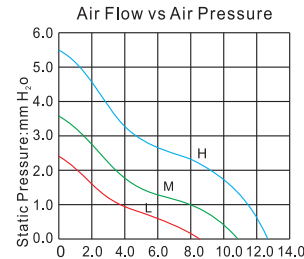
### 50x50x20mm

Size:50x50x20mm(1.96x1.96x0.78in)  
Frame/Impeller:Reinforced Plastic UL94V-0  
Bearings:Ball Bearing&Sleeve Bearing  
Life Expectancy:50,000 Hours at 20°C-Ball  
30,000 Hours at 20°C-Sleeve  
Approvals:CE  
Weight:32g



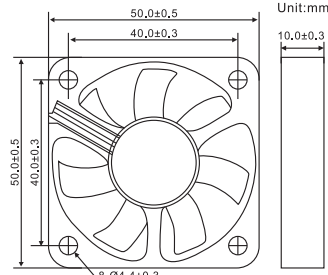
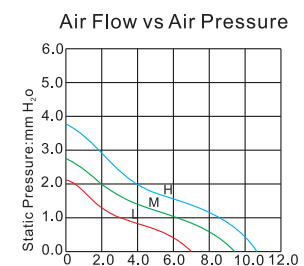
| Model        | Bearing System |   |   | Reted Voltage | Current | Input Power | Nominal Speed | Air Flow | Air Pressure | Noise |
|--------------|----------------|---|---|---------------|---------|-------------|---------------|----------|--------------|-------|
|              | S              | B | D |               |         |             |               |          |              |       |
| CWF5020X12L  | ✓              | ✓ | ✓ | 12            | 0.06    | 0.72        | 3000          | 8.85     | 1.53         | 22    |
| CWF5020X12M  | ✓              | ✓ | ✓ | 12            | 0.08    | 0.96        | 3500          | 10.30    | 1.99         | 24    |
| CWF5020X12H  | ✓              | ✓ | ✓ | 12            | 0.1     | 1.2         | 4000          | 11.90    | 2.57         | 26    |
| CWF5020X12HH | ✓              | ✓ | ✓ | 12            | 0.14    | 1.68        | 4500          | 13.40    | 3.15         | 30    |
| CWF5020X24L  | ✓              | ✓ | ✓ | 24            | 0.18    | 2.16        | 5000          | 14.70    | 3.84         | 34    |
| CWF5020X24M  | ✓              | ✓ | ✓ | 24            | 0.22    | 2.64        | 5500          | 16.60    | 4.69         | 36    |
| CWF5020X24H  | ✓              | ✓ | ✓ | 24            | 0.24    | 2.88        | 6000          | 18.40    | 5.81         | 40    |
| CWF5020X24HH | ✓              | ✓ | ✓ | 24            | 0.28    | 3.36        | 6500          | 20.10    | 6.71         | 41    |

Size:50x50x15mm(1.97x1.97x0.59in)  
Frame/Impeller:Reinforced Plastic UL94V-0  
Bearings:Ball Bearing&Sleeve Bearing  
Life Expectancy:50,000 Hours at 20°C-Ball  
30,000 Hours at 20°C-Sleeve  
Approvals:CE  
Weight:25g



| Model       | Bearing System |   |   | Reted Voltage | Current | Input Power | Nominal Speed | Air Flow | Air Pressure | Noise |
|-------------|----------------|---|---|---------------|---------|-------------|---------------|----------|--------------|-------|
|             | S              | B | D |               |         |             |               |          |              |       |
| CWF5015X05L | ✓              | ✓ | ✓ | 5             | 0.22    | 1.10        | 4000          | 8.25     | 2.30         | 26    |
| CWF5015X05M | ✓              | ✓ | ✓ | 5             | 0.25    | 1.27        | 5000          | 10.20    | 3.65         | 32    |
| CWF5015X05H | ✓              | ✓ | ✓ | 5             | 0.28    | 1.40        | 6000          | 12.25    | 5.43         | 35    |
| CWF5015X12L | ✓              | ✓ | ✓ | 12            | 0.10    | 1.20        | 4000          | 8.25     | 2.30         | 26    |
| CWF5015X12M | ✓              | ✓ | ✓ | 12            | 0.13    | 1.56        | 5000          | 10.20    | 3.65         | 32    |
| CWF5015X12H | ✓              | ✓ | ✓ | 12            | 0.15    | 1.80        | 6000          | 12.25    | 5.43         | 35    |
| CWF5015X24L | ✓              | ✓ | ✓ | 24            | 0.06    | 1.44        | 4000          | 8.25     | 2.30         | 26    |
| CWF5015X24M | ✓              | ✓ | ✓ | 24            | 0.08    | 1.92        | 5000          | 10.20    | 3.65         | 32    |
| CWF5015X24H | ✓              | ✓ | ✓ | 24            | 0.10    | 2.40        | 6000          | 12.25    | 5.43         | 35    |

Size:50x50x10mm(1.97x1.97x0.39in)  
Frame/Impeller:Reinforced Plastic UL94V-0  
Bearings:Ball Bearing&Sleeve Bearing  
Life Expectancy:50,000 Hours at 20°C-Ball  
30,000 Hours at 20°C-Sleeve  
Approvals:CE  
Weight:18g



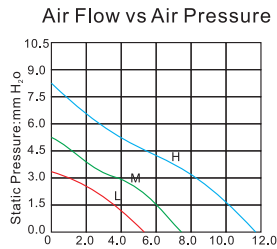
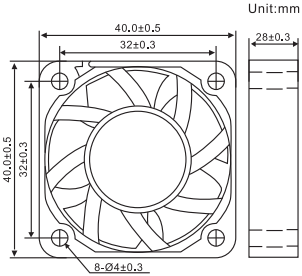
| Model       | Bearing System |   |   | Reted Voltage | Current | Input Power | Nominal Speed | Air Flow | Air Pressure | Noise |
|-------------|----------------|---|---|---------------|---------|-------------|---------------|----------|--------------|-------|
|             | S              | B | D |               |         |             |               |          |              |       |
| CWF5010X05L | ✓              | ✓ | ✓ | 5             | 0.15    | 0.75        | 4000          | 7.20     | 2.02         | 21    |
| CWF5010X05M | ✓              | ✓ | ✓ | 5             | 0.20    | 1.00        | 5000          | 9.15     | 2.75         | 27    |
| CWF5010X05H | ✓              | ✓ | ✓ | 5             | 0.25    | 1.25        | 6000          | 10.20    | 3.65         | 33    |
| CWF5010X12L | ✓              | ✓ | ✓ | 12            | 0.08    | 0.96        | 4000          | 7.20     | 2.02         | 21    |
| CWF5010X12M | ✓              | ✓ | ✓ | 12            | 0.10    | 1.20        | 5000          | 9.15     | 2.75         | 27    |
| CWF5010X12H | ✓              | ✓ | ✓ | 12            | 0.12    | 1.44        | 6000          | 10.20    | 3.65         | 33    |
| CWF5010X24L | ✓              | ✓ | ✓ | 24            | 0.05    | 1.20        | 5500          | 7.20     | 2.02         | 21    |
| CWF5010X24H | ✓              | ✓ | ✓ | 24            | 0.07    | 1.68        | 6500          | 9.15     | 2.75         | 27    |
| CWF5010X24M | ✓              | ✓ | ✓ | 24            | 0.09    | 2.16        | 7000          | 10.20    | 3.65         | 33    |





Waterproof Fan

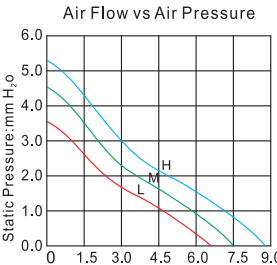
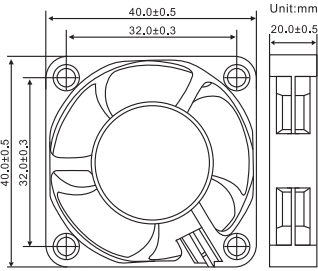
40x40x28mm



Size: 40x40x28mm (1.57x1.57x1.1in)  
Frame/Impeller: Reinforced Plastic UL94V-0  
Bearings: Ball Bearing & Sleeve Bearing  
Life Expectancy: 50,000 Hours at 20°C-Ball  
30,000 Hours at 20°C-Sleeve  
Approvals: CE  
Weight: 35g

| Model        | Bearing System |   |   | Reted Voltage | Current | Input Power | Nominal Speed | Air Flow | Air Pressure | Noise |
|--------------|----------------|---|---|---------------|---------|-------------|---------------|----------|--------------|-------|
|              | S              | B | D |               |         |             |               |          |              |       |
| CWF4028X12L  | ✓              | ✓ | ✓ | 12            | 0.10    | 0.96        | 5000          | 26.80    | 1.91         | 23    |
| CWF4028X12M  | ✓              | ✓ | ✓ | 12            | 0.15    | 1.80        | 6000          | 31.50    | 2.48         | 27    |
| CWF4028X12H  | ✓              | ✓ | ✓ | 12            | 0.25    | 2.40        | 7500          | 36.50    | 3.40         | 32    |
| CWF4028X12HH | ✓              | ✓ | ✓ | 12            | 0.35    | 3.00        | 8500          | 44.00    | 4.81         | 37    |
| CWF4028X24L  | ✓              | ✓ | ✓ | 24            | 0.06    | 1.44        | 6500          | 26.80    | 1.91         | 23    |
| CWF4028X24M  | ✓              | ✓ | ✓ | 24            | 0.10    | 1.92        | 7000          | 31.50    | 2.48         | 27    |
| CWF4028X24H  | ✓              | ✓ | ✓ | 24            | 0.20    | 2.40        | 8000          | 36.50    | 3.40         | 32    |
| CWF4028X24HH | ✓              | ✓ | ✓ | 24            | 0.25    | 2.88        | 8500          | 44.00    | 4.81         | 37    |

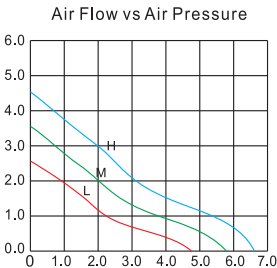
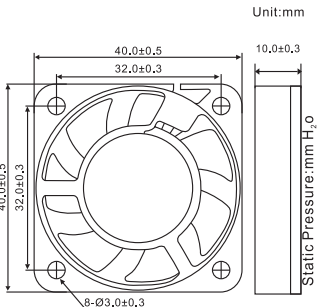
40x40x20mm



Size: 40x40x20mm (1.57x1.57x0.79in)  
Frame/Impeller: Reinforced Plastic UL94V-0  
Bearings: Ball Bearing & Sleeve Bearing  
Life Expectancy: 50,000 Hours at 20°C-Ball  
30,000 Hours at 20°C-Sleeve  
Approvals: UL CUL TUV CE RoHS  
Weight: 25g

| Model       | Bearing System |   |   | Reted Voltage | Current | Input Power | Nominal Speed | Air Flow | Air Pressure | Noise |
|-------------|----------------|---|---|---------------|---------|-------------|---------------|----------|--------------|-------|
|             | S              | B | D |               |         |             |               |          |              |       |
| CWF4020X05L | ✓              | ✓ | ✓ | 5             | 0.12    | 0.60        | 5500          | 6.42     | 3.52         | 26    |
| CWF4020X05M | ✓              | ✓ | ✓ | 5             | 0.15    | 0.75        | 6500          | 7.45     | 4.50         | 28    |
| CWF4020X05H | ✓              | ✓ | ✓ | 5             | 0.20    | 1.00        | 7500          | 8.85     | 5.25         | 30    |
| CWF4020X12L | ✓              | ✓ | ✓ | 12            | 0.06    | 0.72        | 5500          | 6.42     | 3.52         | 28    |
| CWF4020X12M | ✓              | ✓ | ✓ | 12            | 0.08    | 0.96        | 6500          | 7.45     | 4.50         | 28    |
| CWF4020X12H | ✓              | ✓ | ✓ | 12            | 0.10    | 1.20        | 7500          | 8.85     | 5.25         | 30    |
| CWF4020X24L | ✓              | ✓ | ✓ | 24            | 0.05    | 1.20        | 5500          | 6.42     | 3.52         | 26    |
| CWF4020X24M | ✓              | ✓ | ✓ | 24            | 0.06    | 1.44        | 6500          | 7.45     | 4.50         | 28    |
| CWF4020X24H | ✓              | ✓ | ✓ | 24            | 0.07    | 1.68        | 7500          | 8.85     | 5.25         | 30    |

40x40x10mm



Size: 40x40x10mm (1.57x1.57x0.39in)  
Frame/Impeller: Reinforced Plastic UL94V-0  
Bearings: Ball Bearing & Sleeve Bearing  
Life Expectancy: 50,000 Hours at 20°C-Ball  
30,000 Hours at 20°C-Sleeve  
Approvals: CE  
Weight: 18g

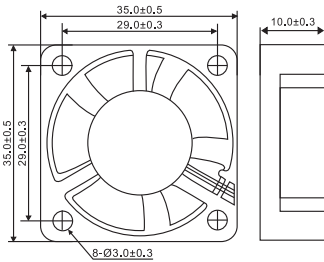
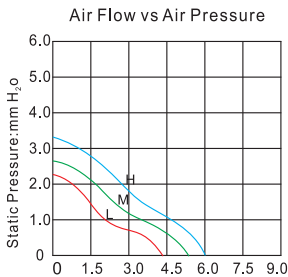
| Model       | Bearing System |   |   | Reted Voltage | Current | Input Power | Nominal Speed | Air Flow | Air Pressure | Noise |
|-------------|----------------|---|---|---------------|---------|-------------|---------------|----------|--------------|-------|
|             | S              | B | D |               |         |             |               |          |              |       |
| CWF4010X05L | ✓              | ✓ | ✓ | 5             | 0.13    | 0.65        | 5000          | 4.85     | 2.52         | 20    |
| CWF4010X05M | ✓              | ✓ | ✓ | 5             | 0.18    | 0.90        | 6000          | 5.75     | 3.55         | 24    |
| CWF4010X05H | ✓              | ✓ | ✓ | 5             | 0.20    | 1.00        | 7000          | 6.66     | 4.55         | 28    |
| CWF4010X12L | ✓              | ✓ | ✓ | 12            | 0.05    | 0.60        | 5000          | 4.85     | 2.52         | 20    |
| CWF4010X12M | ✓              | ✓ | ✓ | 12            | 0.07    | 0.84        | 6500          | 5.75     | 3.55         | 24    |
| CWF4010X12H | ✓              | ✓ | ✓ | 12            | 0.12    | 1.44        | 7000          | 6.66     | 4.55         | 28    |
| CWF4010X24L | ✓              | ✓ | ✓ | 24            | 0.04    | 0.96        | 6000          | 4.85     | 2.52         | 20    |
| CWF4010X24M | ✓              | ✓ | ✓ | 24            | 0.06    | 1.44        | 6500          | 5.75     | 3.55         | 24    |
| CWF4010X24H | ✓              | ✓ | ✓ | 24            | 0.08    | 1.92        | 7000          | 6.66     | 4.55         | 28    |



Waterproof Fan

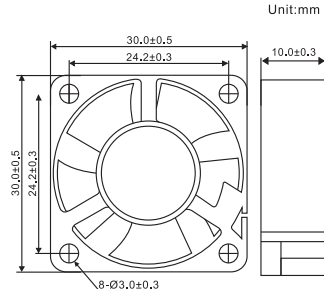
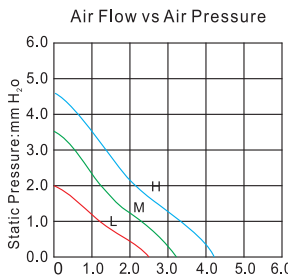
35x35x10mm

Size: 35x35x10mm (1.38x1.38x0.39in)  
Frame/Impeller: Reinforced Plastic UL94V-0  
Bearings: Ball Bearing & Sleeve Bearing  
Life Expectancy: 50,000 Hours at 20°C-Ball  
30,000 Hours at 20°C-Sleeve  
Approvals: CE  
Weight: 10g



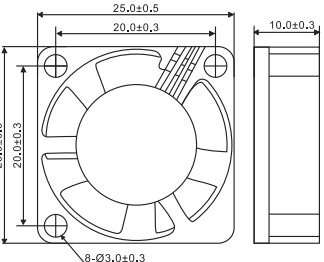
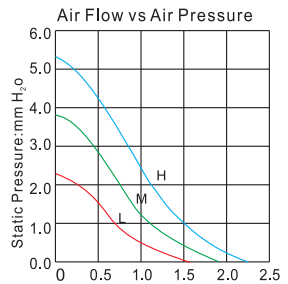
| Model       | Bearing System |   |   | Reted Voltage | Current | Input Power | Nominal Speed | Air Flow | Air Pressure | Noise |
|-------------|----------------|---|---|---------------|---------|-------------|---------------|----------|--------------|-------|
|             | S              | B | D |               |         |             |               |          |              |       |
| CWF3510X05L | ✓              | ✓ | ✓ | 5             | 0.10    | 0.50        | 6000          | 4.40     | 2.30         | 16    |
| CWF3510X05M | ✓              | ✓ | ✓ | 5             | 0.12    | 0.60        | 7000          | 5.10     | 2.68         | 18    |
| CWF3510X05H | ✓              | ✓ | ✓ | 5             | 0.15    | 0.75        | 8000          | 6.00     | 3.31         | 20    |
| CWF3510X12L | ✓              | ✓ | ✓ | 12            | 0.08    | 0.96        | 7500          | 4.40     | 2.30         | 16    |
| CWF3510X12M | ✓              | ✓ | ✓ | 12            | 0.10    | 1.20        | 8000          | 5.10     | 2.68         | 18    |
| CWF3510X12H | ✓              | ✓ | ✓ | 12            | 0.12    | 1.44        | 8500          | 6.00     | 3.31         | 20    |

Size: 30x30x10mm (1.18x1.18x0.39in)  
Frame/Impeller: Reinforced Plastic UL94V-0  
Bearings: Ball Bearing & Sleeve Bearing  
Life Expectancy: 50,000 Hours at 20°C-Ball  
30,000 Hours at 20°C-Sleeve  
Approvals: CE  
Weight: 6g



| Model       | Bearing System |   |   | Reted Voltage | Current | Input Power | Nominal Speed | Air Flow | Air Pressure | Noise |
|-------------|----------------|---|---|---------------|---------|-------------|---------------|----------|--------------|-------|
|             | S              | B | D |               |         |             |               |          |              |       |
| CWF3010X05L | ✓              | ✓ | ✓ | 5             | 0.10    | 0.50        | 6000          | 2.46     | 2.00         | 18    |
| CWF3010X05M | ✓              | ✓ | ✓ | 5             | 0.12    | 0.60        | 8000          | 3.27     | 3.57         | 23    |
| CWF3010X05H | ✓              | ✓ | ✓ | 5             | 0.15    | 0.75        | 10000         | 4.10     | 4.52         | 29    |
| CWF3010X12L | ✓              | ✓ | ✓ | 12            | 0.08    | 0.96        | 8500          | 2.46     | 3.00         | 18    |
| CWF3010X12M | ✓              | ✓ | ✓ | 12            | 0.10    | 1.20        | 9000          | 3.27     | 3.57         | 23    |
| CWF3010X12H | ✓              | ✓ | ✓ | 12            | 0.12    | 1.44        | 9500          | 4.10     | 4.52         | 29    |

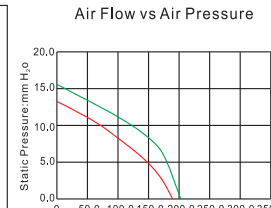
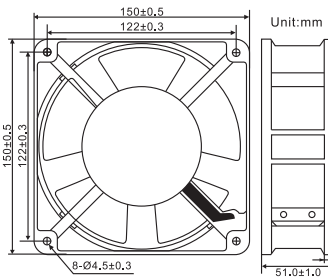
Size: 25x25x10mm (1.0x1.0x0.40in)  
Frame/Impeller: Reinforced Plastic UL94V-0  
Bearings: Ball Bearing & Sleeve Bearing  
Life Expectancy: 50,000 Hours at 20°C-Ball  
30,000 Hours at 20°C-Sleeve  
Approvals: CE  
Weight: 7g



| Model       | Bearing System |   |   | Reted Voltage | Current | Input Power | Nominal Speed | Air Flow | Air Pressure | Noise |
|-------------|----------------|---|---|---------------|---------|-------------|---------------|----------|--------------|-------|
|             | S              | B | D |               |         |             |               |          |              |       |
| CWF2510X05L | ✓              | ✓ | ✓ | 5             | 0.12    | 0.60        | 8000          | 1.57     | 2.17         | 18    |
| CWF2510X05M | ✓              | ✓ | ✓ | 5             | 0.18    | 0.90        | 9000          | 2.00     | 3.88         | 21    |
| CWF2510X05H | ✓              | ✓ | ✓ | 5             | 0.22    | 1.10        | 10000         | 2.36     | 5.25         | 23    |
| CWF2510X12L | ✓              | ✓ | ✓ | 12            | 0.08    | 0.96        | 8000          | 1.57     | 2.17         | 18    |
| CWF2510X12M | ✓              | ✓ | ✓ | 12            | 0.10    | 1.20        | 10000         | 2.00     | 3.88         | 21    |
| CWF2510X12H | ✓              | ✓ | ✓ | 12            | 0.12    | 1.44        | 12000         | 2.36     | 5.25         | 23    |



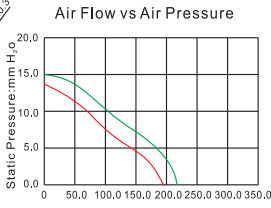
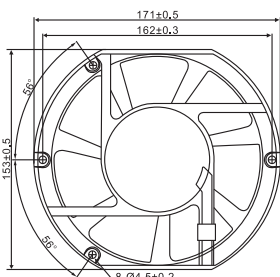
150x150x51mm



Size:150x150x51mm(5.9x5.9x2.0in)  
Frame:Aluminum Painted&Plastic UL94V-0  
Impeller:Reinforced Plastic UL94V-0  
Bearings:Ball Bearing&Sleeve Bearing  
Life Expectancy:50,000 Hours at 20°C-Ball  
30,000 Hours at 20°C-Sleeve  
Approvals:CE  
Weight:950g

| Model       | Bearing System |   |   | Reted Voltage | Current   | Input Power | Nominal Speed | Air Flow | Air Pressure | Noise |
|-------------|----------------|---|---|---------------|-----------|-------------|---------------|----------|--------------|-------|
|             | S              | B | D |               |           |             |               |          |              |       |
| CWF150S1HA1 | ✓              |   |   | 110/120       | 0.45/0.40 | 35/32       | 2700/3000     | 185/201  | 13.5/15.1    | 51/55 |
| CWF150S1HA2 | ✓              |   |   | 220/240       | 0.25/0.20 | 35/30       | 2700/3000     | 185/201  | 13.5/15.1    | 51/55 |

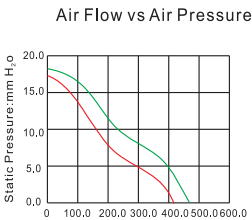

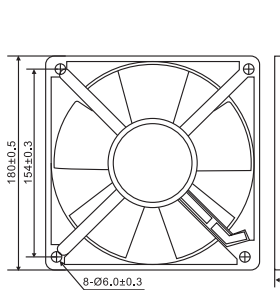
172x150x51mm



Size:172x150x51mm(6.8x5.9x2.0in)  
Frame:Aluminum Painted&Plastic UL94V-0  
Impeller:Reinforced Plastic UL94V-0  
Bearings:Ball Bearing&Sleeve Bearing  
Life Expectancy:50,000 Hours at 20°C-Ball  
30,000 Hours at 20°C-Sleeve  
Approvals:CE  
Weight:910g

| Model       | Bearing System |   |   | Reted Voltage | Current   | Input Power | Nominal Speed | Air Flow | Air Pressure | Noise |
|-------------|----------------|---|---|---------------|-----------|-------------|---------------|----------|--------------|-------|
|             | S              | B | D |               |           |             |               |          |              |       |
| CWF172S1HA1 | ✓              |   |   | 110/120       | 0.50/0.45 | 40/35       | 2000/2300     | 195/210  | 14.0/15.0    | 50/52 |
| CWF172S1HA2 | ✓              |   |   | 220/240       | 0.40/0.35 | 40/35       | 2000/2300     | 195/210  | 14.0/15.0    | 50/52 |

180x180x60mm



Size:180x180x60mm(7.1x7.1x2.4in)  
Frame:Aluminum Painted&Plastic UL94V-0  
Impeller:Reinforced Plastic UL94V-0  
Bearings:Ball Bearing&Sleeve Bearing  
Life Expectancy:50,000 Hours at 20°C-Ball  
30,000 Hours at 20°C-Sleeve  
Approvals:CE  
Weight:1000g

| Model       | Bearing System |   |   | Reted Voltage | Current   | Input Power | Nominal Speed | Air Flow | Air Pressure | Noise |
|-------------|----------------|---|---|---------------|-----------|-------------|---------------|----------|--------------|-------|
|             | S              | B | D |               |           |             |               |          |              |       |
| CWF18060HA1 | ✓              |   |   | 110/120       | 0.50/0.40 | 35/32       | 1800/2000     | 350/400  | 16.8/18.0    | 56/61 |
| CWF18060HA2 | ✓              |   |   | 220/240       | 0.25/0.20 | 53/45       | 1800/2000     | 350/400  | 16.8/18.0    | 56/61 |


120x120x25mm



Red light



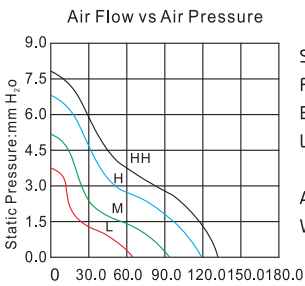
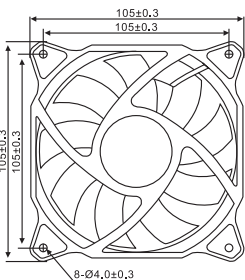
Green light



White light



Colored light



Size:120x120x25mm(4.72x4.72x0.98in)  
Frame/Impeller:Reinforced Plastic UL94V-0  
Bearings:Ball Bearing&Sleeve Bearing  
Life Expectancy:50,000 Hours at 20°C-Ball  
30,000 Hours at 20°C-Sleeve  
Approvals:CE  
Weight:145g

| Model         | Bearing System |   |   | Reted Voltage | Current | Input Power | Nominal Speed | Air Flow | Air Pressure | Noise |
|---------------|----------------|---|---|---------------|---------|-------------|---------------|----------|--------------|-------|
|               | S              | B | D |               |         |             |               |          |              |       |
| CWF120S5X12L  | ✓              | ✓ | ✓ | 12            | 0.15    | 1.80        | 1300          | 36       | 2.68         | 32    |
| CWF120S5X12M  | ✓              | ✓ | ✓ | 12            | 0.25    | 3.00        | 1500          | 32       | 3.65         | 36    |
| CWF120S5X12H  | ✓              | ✓ | ✓ | 12            | 0.35    | 4.20        | 3000          | 29       | 4.45         | 41    |
| CWF120S5X12HH | ✓              | ✓ | ✓ | 12            | 0.45    | 4.20        | 3500          | 33       | 5.21         | 45    |

Net cover series



60mm X 60mm



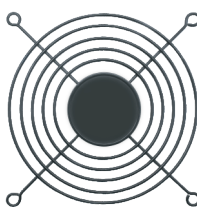
70mm X 70mm



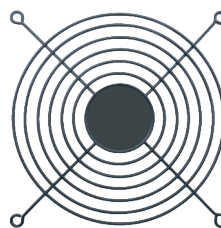
80mm X 80mm



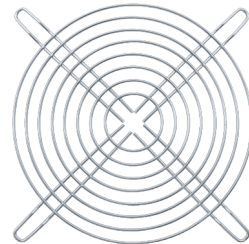
90mm X 90mm



120mm X 120mm



135mm X 135mm



172mm X 172mm

| Model | Parallel hole spacing | Diagonal edge distance | Maximum outer ring diameter | Applicable fan           |
|-------|-----------------------|------------------------|-----------------------------|--------------------------|
| 40#   | 32mm                  | 45mm                   | 30                          | 4010/4020                |
| 50#   | 40mm                  | 57mm                   | 42                          | 5010/5015                |
| 60#   | 50mm                  | 71mm                   | 53                          | 6010/6015/6020/6025/6030 |
| 70#   | 61mm                  | 95mm                   | 63                          | 7015/7025                |
| 80#   | 71mm                  | 101mm                  | 73                          | 8015/8020/8025/8038      |
| 92#   | 82mm                  | 117mm                  | 87                          | 9025/9225/9238           |
| 110#  | 89mm                  | 126mm                  | 102                         | 11025                    |
| 120#  | 105mm                 | 150mm                  | 116                         | 12025/12038              |
| 150#  | 122mm                 | 177mm                  | 139                         | 15050                    |
| 172#  | 162mm                 | 169mm                  | 139                         | 17251                    |



[illegible][illegible]